



Genie GS-1930 Self- Propelled Scissor Lift

- 25 ft working height
- 19 ft platform height
- 30 inches wide
- Up to 500 lbs lift capacity

PRODUCTIVITY

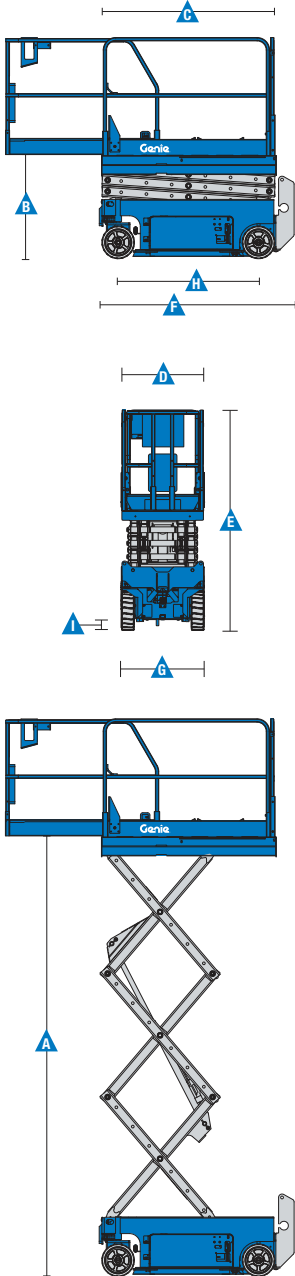
- Platform length 5 ft 4 in (extended 8 ft 4 in)
- Half height swing entry gate
- 36 in extension deck
- Dual front wheel drive
- SmartLink™ 2 speed lift and drive
- Universal 20 amp smart battery charger
- Rear recessed charger receptacle
- Smart Link - 2 speed lift and proportional drive
- Platform control w/battery charge indicator and diagnostic display
- On-board diagnostic system
- AC power to platform
- Lanyard attachment points
- Emergency stop at both platform and ground controls

- Rear wheel multiple disc brakes
- Manual platform lowering valve
- Front wheel hydraulic dynamic braking
- Brake release
- Swing-out component trays
- Solid non-marking tires
- Pothole guards
- Dual LED flashing beacons
- Descent and Tilt alarm
- Hour meter
- Motion Alarm

Self-Propelled Scissor Lifts

GS™ -1530, GS-1930 & GS-1932

Specifications



Models	GS-1530		GS-1930		GS-1932	
Measurements	US	Metric	US	Metric	US	Metric
Working height maximum - indoor ¹	21 ft	6.57 m	25 ft 3 in	7.79 m	25 ft 3 in	7.85 m
- outdoor ¹	19 ft 6 in	6.11 m	20 ft 8 in	6.47 m	20 ft 8 in	6.47 m
A Platform height maximum - indoor	15 ft 1 in	4.61 m	19 ft 3 in	5.85 m	19 ft 3 in	5.85 m
- outdoor	13 ft 6 in	4.11 m	14 ft 8 in	4.47 m	14 ft 8 in	4.47 m
B Platform height stowed	3 ft 2 in	.97 m	3 ft 4 in	1.00 m	3 ft 4 in	1 m
C Platform length - outside	5 ft 4 in	1.63 m	5 ft 5 in	1.66 m	5 ft 5 in	1.66 m
extended	8 ft 4 in	2.54 m	8 ft 5 in	2.55 m	8 ft 5 in	2.55 m
Roll-out platform extension deck	3 ft	0.91 m	3 ft	0.91 m	3 ft	0.91 m
D Platform width - outside	29.9 in	0.76 m	29.9 in	0.76 m	29.9 in	0.76 m
Guardrail height	3 ft 7 in	1.1 m	3 ft 7 in	1.1 m	3 ft 7 in	1.1 m
Toeboard height	6 in	15 cm	6 in	15 cm	6 in	15 cm
E Height-stowed: folding rails	6 ft 10 in	2.08 m	6 ft 11 in	2.12 m	6 ft 11 in	2.12 m
rails folded	5 ft 8 in	1.72 m	5 ft 9 in	1.76 m	5 ft 9 in	1.76 m
F Length-stowed	6 ft	1.83 m	6 ft	1.83 m	6 ft	1.83 m
Length-stowed extended	8 ft 11 in	2.74 m	8 ft 11 in	2.74 m	8 ft 11 in	2.72 m
G Width	2 ft 6 in	0.76 m	2 ft 6 in	0.76 m	2 ft 8 in	0.82 m
H Wheelbase	4 ft 4 in	1.32 m	4 ft 4 in	1.32 m	4 ft 4 in	1.32 m
I Ground clearance-center	2.4 in	6 cm	2.4 in	6 cm	2.4 in	6 cm
- with pothole guards deployed	0.75 in	2 cm	0.75 in	2 cm	0.75 in	2 cm

Productivity

Maximum platform occupancy (in/out)	2/1		2/1		2 / 1	
Lift capacity	600 lbs	272 kg	500 lbs	227 kg	500 lbs	227 kg
Lift capacity - extension deck	250 lbs	113 kg	250 lbs	113 kg	250 lbs	113 kg
Drive height	full height		full height		full height	
Drive speed - stowed	2.5 mph	4.0 km/h	2.5 mph	4.0 km/h	2.5 mph	4.0 km/h
Drive speed - raised	0.5 mph	0.8 km/h	0.5 mph	0.8 km/h	0.5 mph	0.8 km/h
Gradeability - stowed ²	30%		25%		25%	
Turning radius - inside	zero		zero		zero	
Turning radius - outside	5 ft 1 in	1.55 m	5 ft 1 in	1.55 m	5 ft 1 in	1.55 m
Raise / lower speed	16 / 22 sec		16 / 22 sec		16 / 22 sec	
Tilt sensor activation - front to back	3°		3°		3°	
- side to side	1.5°		1.5°		1.5°	
Controls	proportional		proportional		proportional	
Drive	dual front wheel		dual front wheel		dual front wheel	
Multiple disc brakes	dual rear wheel		dual rear wheel		dual rear wheel	
Tires - solid non-marking	12 x 4.5 in	30.5 x 11.5 cm	12 x 4.5 in	30.5 x 11.5 cm	12 x 4.5 in	30.5 x 11.5 cm

Power

Power source	24 V DC (four 6 V 225 Ah batteries)					
Hydraulic system capacity	3.8 gal	14.2 L	3.8 gal	14.2 L	3.8 gal	14.2 L

Weight³ / Floor Loading⁴

Weight - ANSI, CSA	2,817 lbs	1,278 kg	3,318 lbs	1,505 kg	2,999 lbs	1,360 kg
Tire load, maximum	1,322 lbs	600 kg	1,460 lbs	662 kg	1,435 lbs	651 kg
Tire contact pressure	147 psi	1,013 kPa	162 psi	1,118 kPa	159 psi	1,099 kPa
Occupied floor pressure	254 psf	12.17 kPa	284 psf	13.6 kPa	244 psf	11.69 kPa

Standards Compliance

ANSI A92.20, CSA B354.6, CE EN280, AS 1418.10

¹ The metric equivalent of working height adds 2 m to platform height. U.S. adds 6 ft to platform height.

² Gradeability applies to driving on slopes, see operator's manual for details regarding slope ratings.

³ Weight will vary depending on options and/or country standards.

⁴ Note: Floor loading information is approximate and does not incorporate different option configurations. It should be used only with adequate safety factors.

Features

Standard Features

Measurements

GS-1530

- 21 ft 1 in (6.61 m) working height
- Up to 600 lbs (272 kg) lift capacity

GS-1930

- 25 ft 3 in (7.85 m) working height
- Up to 500 lbs (227 kg) lift capacity

GS-1932

- 25 ft 3 in (7.85 m) working height
- Up to 500 lbs (227 kg) lift capacity

Productivity

- 64 x 29 in (1.63 x .74 m) steel platform
- Folding rails with half-height swing gate
- 36 in (.91 m) extension deck
- Drive at full height
- Dual front wheel drive
- SmartLink™ - dual zone control
- Proportional lift and drive
- Platform load sense system
- Platform control guard
- Universal 27A smart charger
- Rear recessed charger receptacle
- Up to 30% gradeability
- Platform control with battery charge indicator and diagnostic display
- On-board diagnostic system
- AC power to platform
- Lanyard attachment points
- Manual platform lowering valve
- Emergency stop at both platform and ground controls
- Rear wheel multiple disc brakes
- Front wheel hydraulic dynamic braking
- Manual hydraulic brake release
- Swing-out component trays
- Solid non-marking tires
- Pothole guards
- Tilt level sensor with audible alarm
- Dual flashing LED beacons

Standard Features

Productivity (continued)

- Descent alarm
- Electronic horn
- Hour meter
- Motion alarm
- Lift Connect™ Telematics
- Tech Pro™ Link compatible

Power

- 24 V DC (four 6 V 225 Ah batteries)

Options & Accessories

Productivity Options

- Air line to platform
- Automotive horn*
- Biodegradable hydraulic fluid
- Lift Tools™ Pipe Cradle
- Lift Tools Panel Cradle
- Lift Tools Work Tray
- Lift Guard™ Contact Alarm

Power Options

- Power inverter (120 V/60 Hz)¹
- EE rating
- AGM maintenance-free batteries
- Drive cutout while charging



¹ Not available with EE rating

Genie United States

6464 185th Ave. NE
Redmond, WA 98052
Telephone +1 (425) 881-1800
Toll Free in USA/Canada +1 (800)-536-1800
Fax +1 (425) 883-3475

Distributed By:



Effective Date: November, 2019. Product specifications and prices are subject to change without notice or obligation. The photographs and/or drawings in this document are for illustrative purposes only. Refer to the appropriate Operator's Manual for instructions on the proper use of this equipment. Failure to follow the appropriate Operator's Manual when using our equipment or to otherwise act irresponsibly may result in serious injury or death. The only warranty applicable to our equipment is the standard written warranty applicable to the particular product and sale and we make no other warranty, express or implied. Products and services listed may be trademarks, service marks or trade names of Terex Corporation and/or their subsidiaries in the USA and many other countries. Terex, Genie and AWP are registered trademarks of Terex Corporation or its subsidiaries. © 2019 Terex Corporation.

ELEVATED PRODUCTIVITY

GENIE® SCISSOR LIFTS



Genie®
A TEREX BRAND

TAKING
YOU **HIGHER**®

LEARN MORE AT GENIELIFT.COM

Customers Come First

Dedicated to Your Success

Our dedication to taking you higher extends well beyond the physical reach of our products. We thrive on building satisfying customer relationships because you, our customer, are at the center of everything we do.

For more than 50 years, Genie has been developing products to solve worksite challenges – and that process never ends. Our team of product managers and engineers design new products, featuring the latest technology to meet your changing needs. Then, we manufacture those products to stringent standards that increase quality, lower costs and give you an exceptional rental return on investment campital (rROIC).

Genie® slab and rough terrain scissor lifts are the industry solution for increasing aerial worksite productivity. Purpose-built for maneuvering in tight access areas, they're excellent for indoor and outdoor applications that require larger capacities and plenty of platform workspace. We combine competitive lift speeds and full-sized platforms to increase efficiency and reduce cycle times, allowing operators to get to the jobsite and finish working faster.

Providing Superior Value

Our commitment doesn't end with the sale. Our dedicated service teams are available 24 hours a day, 365 days a year to provide support when you need it most. In addition, our extensive parts network ships most parts within 24 hours. Simply put, we're always working to help increase your uptime so you can be more successful.

Genie is driven by one goal: doing the right thing, at the right time for our customers. That's not just what we do; it's who we are. So tell us what you need. We're listening.




Setting the Standard: Terex Aerial Work Platforms (AWP) manufactures some of the most advanced, highest-valued lift equipment in the industry. Genie® lifts set the standard for performance and durability – not to mention support from people who understand your business.



Elevated Efficiency with Industry-Leading Design

Genie® electric and rough terrain scissor lifts offer you high performance and versatility – boosting worksite productivity. Genie electric scissor lifts are exceptionally mobile, letting you maneuver on tight worksites. Plus, they're productive and efficient, providing increased workspace for larger loads and more workers. Genie rough terrain scissor lifts also enhance productivity by providing exceptional traction, speed and gradeability. They're the perfect machines for big outdoor jobs where platform workspace is critical.

Genie scissor lifts provide productivity-enhancing speed and gradeability to help you make the most of the equipment on your jobsite.



Maximize Your Productivity

Genie® self-propelled electric scissor lifts are ideal for maneuvering in tight spaces, making them the right equipment choice for indoor and outdoor construction, maintenance and installation applications with firm, level surfaces. These lifts provide excellent capacity and generous platform workspace, with indoor friendly low noise levels.



Compact Maneuverability

All models have front-wheel drive, and most models feature zero inside turning radius for excellent maneuverability in tight spaces.



Easy Service

On-board diagnostics help service technicians troubleshoot on the fly and make adjustments in the field to increase uptime. Swing-out battery and power module trays allow easy access for convenient service.

The Genie slab scissor lift family has been updated with features that enhance reliability, serviceability and performance.



Convenient Operation

Low-emission electric scissor lifts deliver a quiet, convenient solution for sound-sensitive environments like office buildings, shopping malls, hotels, schools and more. Gain access to even loftier jobs with the Genie® GS™-3232 scissor lift, which provides working heights up to 38 ft (11.75 m) while fitting into spaces as narrow as 32 in (81 cm) wide.



Outdoor Functionality

Electric self-propelled scissor lifts offer outdoor functionality on firm, level surfaces, providing accessibility for a wide variety of applications.



Aviation Scissor Lift

The Genie GS-2646 AV scissor lift is built specifically for the aviation industry. A Padded Aircraft Protection Rail (PAR), front entry gate, and powered 5 ft (1.52 m) extension deck, provide an extra level of protection and productivity to meet the needs of the aviation industry.

Electric Models Available

SINGLE-DOOR ACCESS	GS-1330m	GS-1530	GS-1930	GS-1932	GS-2032	GS-2632	GS-3232	
DOUBLE-DOOR ACCESS	GS-2046	GS-2646	GS-2646 AV	GS-3246	GS-2669 DC	GS-3369 DC	GS-4047	GS-4655

The Genie® GS™-1330m Scissor Lift

Compact Maneuverability

Responding to worldwide demand for compact maneuverability in low-level access and space and weight restricted applications, the Genie® GS™-1330m scissor lift offers a maximum platform height of 12.10 ft (3.9 m) and a maximum working height of 18.10 ft (5.9 m), with a 2-person, 500 lb (227 kg) capacity, and weighing in at only 1,950 lb (885 kg).



This lightweight scissor lift is able to access jobsites previously off limits to heavier slab scissors and vertical mast lifts in the industry due to passenger elevator capacity limitations



Heavy-duty and rental-ready, this new micro-sized scissor lift's top applications include construction in space restricted or congested locations, such as offices, high rise and retail spaces, as well as facility maintenance tasks.

This scissor lift is equipped with an efficient, all-electric DC drive system that offers productive power for getting around indoor jobsites with quiet, zero-emissions operation.



Reach New Heights with the Genie® GS™-4655 Scissor Lift

Designed for use in a range of applications, including narrow aisle warehouses and demanding tilt-up construction jobsites, the Genie GS-4655 scissor lift combines a narrow chassis, industry leading maximum platform height, and high performance electric drive to maximize rental utilization and productivity on the jobsite. This model is equipped with a 4-ft (1.2 m) roll out extension deck and offers 52 ft (16 m) of working height, 770 lb (250 kg) of lift capacity and full drive height capabilities.



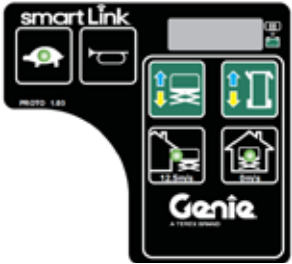
Durable Design

Heavy-duty and rental-ready, the Genie GS-4655 scissor lift is equipped with side-by-side platform railings for easy deck extension and retraction. Side forklift pockets simplify transportation, as well as storage.



Global-use Machine

To adhere to the wind-rating requirements in the new ANSI and CSA standards in North America, the new Genie GS-4655 scissor lift is equipped with dual work zone capabilities, rating it for indoor and outdoor use.



Designed to Meet Indoor Worksite Demands

The Genie® GS™-4047 self-propelled electric scissor lift is purpose-built to meet the demands of tightly packed, high-rise indoor spaces found in modern tilt-up warehouse construction. This scissor lift carries 550 lb (249 kg) to a maximum working height of 45 ft (13.89 m) and drives at full height. A 24V 300 Ah battery pack offers plenty of power for getting around jobsites and operating a full day of work.



Maneuvering in Restrictive Work Environments

Designed with dual front-wheel drive and a zero inside turning radius, combined with a compact footprint of just 8 ft (2.43 m) long and 47 in (1.19 m) wide stowed for work in tight access areas. A 3 ft (.91 m) extension deck allows workers and tools to maximize the platform workspace.



Easy to Operate

The Genie GS-4047 scissor lift incorporates the SmartLink™ control system, offering operators fully proportional lift and drive for precise positioning. In addition, the Genie SmartLink system allows for improved troubleshooting with easy-to-read and user-friendly machine adjustments.

Working at Full Height

Designed to offer an excellent combination of height and lifting capacity, it is engineered with a centered link stack under the platform provides the operator with a stable feel. The Genie GS-4047 scissor lift has a travel speed of up to 1.9 mph and can handle up to 25% gradient to get up slopes and loading ramps.

Extremely Responsive Braking

It's 4-wheel braking system combines dual rear spring, hydraulically-released brakes with dual front wheel hydraulic dynamic braking, making the unit extremely responsive. The brakes are fully enclosed in steel casing to protect against debris and machine wear.



Options for Electric Self-Propelled Scissor Lifts

	GS-1330m	GS-1530	GS-1930	GS-2032	GS-2632	GS-3232	GS-2046	GS-2646	GS-3246	GS-4047	GS-4655
Platform											
PLATFORM SWING GATE HALF HEIGHT		0	0	0		0					
FOLDING GUARDRAILS WITH PLATFORM HALF HEIGHT SWING GATE	0	0	0	0	S	S					
FOLDING GUARDRAILS WITH PLATFORM FULL HEIGHT SWING GATE							S	S	S	S	S
AIR LINE TO PLATFORM	0	0	0	0	0	0	0	0	0	0	0
Warning											
MOTION ALARM	S	S	S	S	S	S	S	S	S	S	S
AUTOMOTIVE-STYLE HORN	0	0	0	0	0	0	0	0	0	0	0
ELECTRONIC HORN	S	S	S	S	S	S	S	S	S	S	S
Stability											
AUTOMATIC LEVELING HYDRAULIC OUTRIGGERS							S				
Power											
POWER INVERTER (110 V/60 HZ/800 W)	0	0	0	0	0	0	0	0	0	0	0
EE RATING	0	0	0	0	0	0	0	0	0		
Tires											
SOLID NON-MARKING TIRES	S	S	S	S	S	S	S	S	S		
FOAM FILLED NON-MARKING ROUGH TERRAIN TIRES											
FOAM FILLED LOW PROFILE TURF TIRES											

0 = Option S = Standard



Self-Leveling Outriggers

The Genie® GS™-3232 slab scissor lift has a compact, maneuverable design and automatic hydraulic, non-marking, self-leveling outriggers that level the lift on uneven ground — up to 5° side to side — before elevating the platform.



Dual Flashing Beacons

Orange flashing lights warn workers when lift is moving or in operation.



Non-Marking Tires

These hard rubber non-marking tires prevent scuffing floors or picking up debris that could otherwise damage a floor.



Folding Guardrails

Neatly folding guardrails make it easy to maneuver through doorways, into elevators and throughout other height-restricted areas.

Boost Your Performance and Power

Genie® rough terrain (RT) scissor lifts are tough, construction-oriented four-wheel drive machines with positive traction control – ideal for increasing productivity in demanding outdoor worksites. They are designed to stand up to the demands of frequent use in diverse conditions.



Speed and Traction

Genie RT scissor lifts are able to traverse through uneven or rough terrain environments more efficiently. They are equipped with four-wheel drive and positive traction control for traction when you need it most. They offer up to 50% gradeability when driving on slopes.



Full Drive Height

The Genie GS™-4069 scissor lift is the world's first 40 ft (12.19 m) full drive height rough terrain scissor lift in its class. The 26 ft (7.93 m) and 33 ft (10.06 m) models are also equipped with this feature, providing outstanding end user uptime while on the jobsite.

Genie RT models are built for the rental industry and built to last.




More Room to Work

These units are ideal for jobs that require greater capacity for more workers, materials and tools. For added workspace, all Genie® RT models come standard with a multi-position slide-out extension deck on the front of the platform. A rear slide-out extension deck can be added to models Genie GS™-3384 models and up. In addition, power to the platform allows workers to use electrically powered tools.



Easy Service

On board diagnostics help operators troubleshoot on the fly and make adjustments in the field to maintain uptime. Plus, slide- or pull-out engine trays allow easy access to components — no need to reach around obstacles inside the machine. Many parts and service procedures are common across the entire Genie scissor lift line for cost-effective parts stocking and maintenance efficiencies.



Rough Terrain Models Available

[GS-2669 RT](#)

[GS-3369 RT](#)

[GS-4069 RT](#)

[GS-3384 RT](#)

[GS-3390 RT](#)

[GS-4390 RT](#)

[GS-5390 RT](#)

Best-in-class

Models for Indoor and Outdoor Efficiency

The family of Genie® rough terrain scissor lifts includes fully electric (DC) models to boost jobsite versatility and performance both indoors and outside while representing significant cost savings over diesel powered lifts.

Electric models are speedy, roomy and always ready

The Genie DC line, GS™-2669 DC, GS™-3369 DC and GS™-4069 DC scissor lifts, offers the same range of lifting capacities and terrain-ability as their RT counterparts. The electric drive motor provides emissions-free performance in enclosed buildings – and the drive motors are sealed which helps in reducing maintenance and service costs.

All three come standard with rough terrain tires for moving through dirt, sand and mud, with turf tires as optional. Charge the scissor lifts overnight, and they are ready to go the next morning – always ready when you are to tackle the project.



Electric Models Available

GS-2669 DC

GS-3369 DC

GS-4069 DC

Options for Rough Terrain Self-Propelled Scissor Lifts

GS-2669 RT/DC
 GS-3369 RT/DC
 GS-4069 RT/DC
 GS-3384 RT
 GS-3390 RT
 GS-4390 RT
 GS-5390 RT

Platform							
DUAL SLIDE-OUT EXTENSION DECK PACKAGE (FRONT & REAR)				0	0	0	0
AIR LINE TO PLATFORM	0	0	0	0	0	0	0
SIDE ENTRY/EXIT	0	0	0				

Warning							
DUAL FLASHING BEACONS	0	0	0	S	S	S	S
MOTION ALARM	S	S	S	S	S	S	S

Stability							
AUTOMATIC LEVELING HYDRAULIC OUTRIGGERS	0	0	0	0	0	0	S
OSCILLATING AXLE	S	S	S		S	0	0

Power							
2,000 AC WATT GENERATOR (120V/60HZ)	0	0	0	0	0	0	0

Engine							
HYDRAULIC OIL COOLER	0	0	0	0	0	0	0
DIESEL SCRUBBER/ SPARK ARRESTOR	0	0	0	0	0	0	0
COLD START PACKAGES (BY ENGINE TYPE)	0	0	0	0	0	0	0

Tanks							
SPARE PROPANE TANK (BY ENGINE TYPE)	0	0	0	0	0	0	0

Tires							
NON-MARKING RT TIRE	0	0	0	0	0	0	0
HIGH FLOTATION AIR-FILLED TIRES				0	0	0	0
HIGH FLOTATION FOAM-FILLED TIRES	0	0		0	0	0	0

0 = Option S = Standard



Oscillating axle

The oscillating axle automatically senses the terrain and adjusts the axle position based on ground conditions to maintain stability.



Generator

This built-in hydraulically driven 120V AC generator is available to supply power to the platform for operating tools.



Self-leveling hydraulic outriggers

Save time with the automatic leveling hydraulic outriggers. All four outriggers are designed to automatically deploy simultaneously to ensure the lift is level on uneven ground before elevating the platform.

Customize Your Scissor Lift for Specific Jobsite Needs

Reference the Genie® Accessories brochure for complete details.

Lift Tools™ Material Carrier

Designed to accommodate a wide range of materials and higher load capacities than a standard pipe cradle attachment, this new Genie accessory is ideal for use in applications that require lifting materials to height, such as tilt-up construction, post-frame building construction, fire suppression installation, HVAC installation, rooftop contracting and facility maintenance.

Lift Tools Work Tray

The new easy-to-install Genie Lift Tools Work Tray is designed to help eliminate clutter and potential tripping hazards by providing operators and workers with a convenient place to store their tools, fasteners and small materials in the platform.

Lift Tools Access Deck

This accessory provides operators with a secondary surface to elevate them above the platform floor for a productive solution to access hard-to-reach areas.

Lift Tools Panel Cradle

This accessory allows operators to lift panels, windows and drywall secured on the outside surface of the platform, simplifying loading, unloading, and placement of panel materials on the jobsite.

Lift Tools Pipe Cradle

This accessory reduces the risk of fatigue by providing a secure way to securely carry pipes or other jobsite materials in a scissor lift platform.

Air Line to Platform

A small hose that goes from the base of the machine, up the link stack and to the platform. Allows operators to plug an air compressor into the hose at the base and then the hose will provide a way to get that compressed air up at the platform.

Lift Guard™ Contact Alarm

An electronic secondary guarding solution designed to activate when an obstruction makes contact with an activation whisker mounted to the lift's platform guardrails, alerting operators, occupants and ground personnel to a potential hazard. This option for slab scissors and vertical mast lifts includes two activation whiskers — one mounted on the front of the platform and one mounted on the rear.



Evolving Protective Solutions

Highlighting a new generation in innovative solutions, the Genie® Lift Guard™ Contact Alarm system for Genie GS™ slab scissor lifts and Genie GR™, GRC™ and QS™ vertical masts is an electronic secondary guarding solution designed to activate when an obstruction makes contact with an activation whisker mounted to the lift's platform guardrails, alerting operators, occupants and ground personnel to a potential hazard. The Genie Lift Guard Contact Alarm option for slab scissors and vertical mast lifts will include two activation whiskers — one mounted on the front of the platform and one mounted on the rear.



The Genie Lift Guard Contact Alarm system for slab scissors and vertical mast lifts is designed to activate when an activation whisker is deflected by an obstruction, triggering the limit switch in the base of the assembly. When the system is activated, all machine motion will stop, an alarm will sound and beacons will flash. The operator will be able to continue driving or elevating the platform into the desired working position after

acknowledging the activation system and machine stopped condition. A free-movement zone will exist between the activation whisker and guardrail, to allow mobility for operators and occupants after the system is activated.

A retrofit kit is available to allow for compatibility with Genie Smart Link™ system-enabled scissor lifts and vertical masts produced from 2011-2018.

The Genie® Lift Tools™ Access Deck Additional Access

Responding to operators' needs for additional access at height, the new Genie® Lift Tools™ Access Deck for the Genie GS™-1930 scissor lift provides operators with a secondary surface to work from, elevating them 22 in (0.56 m) above the platform floor. It is rated for both indoor and outdoor use.



Attached to the platform rails, it enables operators to get into restricted spaces safely and increases productivity. This additional deck has a 225 lb (102 kg) capacity. When not in use it folds flat for storage.

Engineered with non-slip decking on a wide, stable surface for use at height, this accessory is ideal for use in HVAC, electrical, lighting, plumbing and welding applications.

This accessory weighs approximately 25 lbs (11 kg), light enough for one person to carry. It can be installed in less than 5 minutes.



Increase Jobsite Efficiency

The Genie® Lift Tools™ Material Carrier attachment offers Genie GS™-2669, GS-3369 and GS-4069 DC and RT rough terrain scissor lift operators a solution to efficiently carry materials to jobsites.



This accessory is ideal for use in applications that require lifting materials to height, such as tilt-up construction, post frame building construction, fire suppression installation, HVAC installation, rooftop contracting and facility maintenance.

The Genie Lift Tools Material Carrier can accommodate more than one pipe, can be positioned on the scissor lift's main platform or extension deck, can still be used with the extension deck retracted and can be installed laterally or longitudinally.



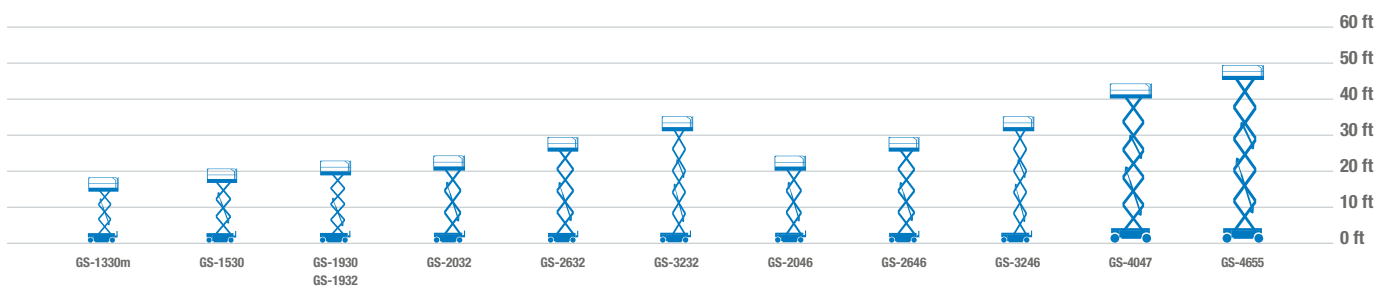
The large carriage and high capacity of the Genie Lift Tools Material Carrier attachment is suitable for multitude of material types, including lumber, pipe, HVAC materials, siding and plate material.



Specifications

Self-Propelled Electric Scissor Lifts

MODEL	WORKING HEIGHT INDOOR		WORKING HEIGHT OUTDOOR		WIDTH		LIFT CAPACITY		MAX PLATFORM OCCUPANCY (IN/OUT)
	US	METRIC	US	METRIC	US	METRIC	US	METRIC	
Electric Scissor Lifts									
GS-1330m	18 ft 10 in	5.9 m	16 ft 6 in	5.03 m	30.5 in	0.78 m	500 lb	227 kg	2 / 1
GS-1530	21 ft	6.57 m	19 ft 6 in	6.11 m	2 ft 6 in	0.76 m	600 lb	272 kg	2 / 1
GS-1930	25 ft 3 in	7.79 m	20 ft 8 in	6.47 m	2 ft 6 in	0.76 m	500 lb	227 kg	2 / 1
GS-1932	25 ft 3 in	7.85 m	20 ft 8 in	6.47 m	2 ft 8 in	0.82 m	500 lb	227 kg	2 / 1
GS-2032	26 ft 1 in	8.13 m	22 ft	6.88 m	2 ft 8 in	0.81 m	800 lb	363 kg	2 / 1
GS-2632	32 ft 1 in	9.96 m	25 ft	7.79 m	2 ft 8 in	0.81 m	500 lb	227 kg	2 / 1
GS-3232	38 ft 1 in	11.78 m	24 ft	7.49 m	2 ft 8 in	0.81 m	500 lb	227 kg	2 / 1
GS-2046	26 ft 1 in	8.13 m	22 ft 4 in	6.98 m	3 ft 10 in	1.16 m	1200 lb	544 kg	2 / 1
GS-2646	32 ft 1 in	9.96 m	25 ft 8 in	7.99 m	3 ft 10 in	1.16 m	1000 lb	454 kg	2 / 1
GS-3246	38 ft 1 in	11.78 m	28 ft	8.71 m	3 ft 10 in	1.16 m	700 lb	318 kg	2 / 1
GS-4047	45 ft 2 in	13.94 m	30 ft	9.32 m	3 ft 11 in	1.20 m	770 lb	350 kg	3 / 1
GS-4655	51 ft 9 in	15.95 m	27 ft 6 in	8.55 m	55.3 in	1.41 m	770 lb	350 kg	3 / 2

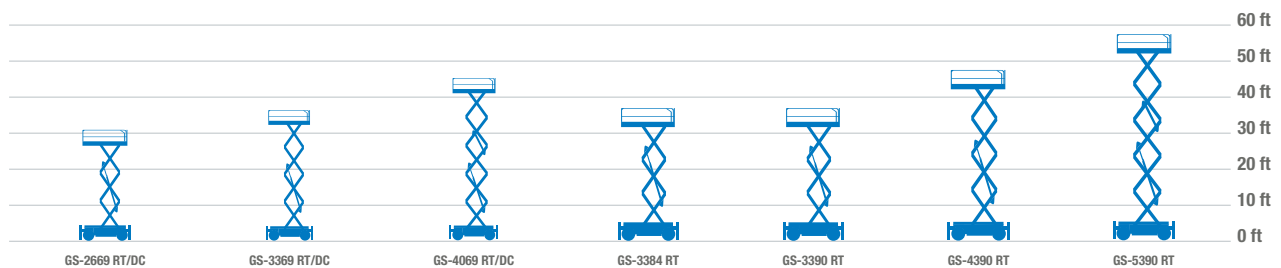


Specifications

Self-Propelled Rough Terrain Scissor Lifts

MODEL	WORKING HEIGHT		WIDTH		GRADEABILITY*	LIFT CAPACITY		MAX PLATFORM OCCUPANCY (IN/OUT)
	US	METRIC	US	METRIC		US	METRIC	
Rough Terrain Scissor Lifts								
GS-2669 RT/DC	32 ft 2 in	10 m	5 ft 9 in	1.75 m	40%	1500 lb	680 kg	4 / 4
GS-3369 RT/DC	38 ft 8 in	11.96 m	5 ft 9 in	1.75 m	35%	1000 lb	454 kg	4 / 2
GS-4069 RT/DC	46 ft 3 in	14.3 m	5 ft 9 in	1.75 m	35%	800 lb	363 kg	3 / 2
GS-3384 RT	39 ft	12.06 m	7 ft	2.13 m	50%	2500 lb	1134 kg	7 / 7
GS-3390 RT	39 ft	12.06 m	7 ft 8 in	2.36 m	50%	2500 lb	1134 kg	7 / 7
GS-4390 RT	49 ft	15.11 m	7 ft 8 in	2.36 m	50%	1500 lb	680 kg	7 / 7
GS-5390 RT	59 ft	18.15 m	7 ft 8 in	2.36 m	40%	1500 lb	680 kg	4 / 4

*Gradeability applies to driving on slopes "with platform stowed," see operator's manual for details regarding slope ratings. Gradeability may vary depending on options installed on machine.




Worldwide Manufacturing And Distribution

Australia · Brazil · Caribbean · Central America · China · France · Germany · Italy · Japan · Korea · Mexico
Southeast Asia · Spain · Sweden · United Arab Emirates · United Kingdom · United States

Toll Free in USA/Canada **+1 (800) 536-1800** · Telephone **+1 (425) 881-1800** · Fax +1 (425) 883-3475

6464 185th Ave. NE, Redmond, WA 98052

Effective Date: December, 2019. Product specifications and prices are subject to change without notice or obligation. The photographs and/or drawings in this document are for illustrative purposes only. Refer to the appropriate Operator's Manual for instructions on the proper use of this equipment. Failure to follow the appropriate Operator's Manual when using our equipment or to otherwise act irresponsibly may result in serious injury or death. The only warranty applicable to our equipment is the standard written warranty applicable to the particular product and sale and we make no other warranty, express or implied. Terex, Genie, Taking You Higher and other marks are trademarks of Terex Corporation or its subsidiaries. © 2019 Terex Aerial Work Platforms. GPB 3K 0109M. Part No. 109305.



02109305

Genie®
A TEREX BRAND

TAKING
YOU **HIGHER**®

LEARN MORE AT GENIELIFT.COM

GENIE® ACCESSORIES

CUSTOMIZE YOUR EQUIPMENT FOR THE JOB



Genie®
A TEREX BRAND

TAKING YOU **HIGHER**®

LEARN MORE AT GENIELIFT.COM

Table of Contents

Genie® Accessories

Table of Contents	2
Genie Accessories Introduction	3
Genie Boom Lift Accessories	
Tech Pro™ Link	4
Auxiliary Rail	4
Lift Tools™ Panel Cradle	5
Pipe Cradle	5
Lift Guard™ Contact Alarm	6
Lift Guard Fall Arrest Bar	6
Operator Protective Structure	6
Lift Guard Platform Mesh-Full	7
Lift Guard Platform Mesh-Half	7
Tool Tray	8
Platform Control Box Cover	8
Aircraft Protection Package	8
Lift Tools™ Expo Installer	9
Lift Tools Access Deck-Booms	9
Genie Scissor Lift Accessories	
Lift Tools Material Carrier	10
Lift Tools Access Deck-Scissor Lifts	10
Lift Guard Contact Alarm	11
Genie Telehandler Accessories	
Fire Extinguisher	12
Flashing Beacon	12
Rear Proximity Alarm	12
Oil Pan Heater	13
Engine Block Heater	13
Hydraulic Quick Attach Coupler	13
Road Lights	14
Work Lights	14
GTH™ Backup Camera	14

Genie Aerial Work Platform Accessories

Fluorescent Tube Caddy	15
Dual Bike Hooks	15
Lift Guard Contact Alarm	16
Outreach Package	16
Super Straddle	16
Operational Warning Light and Descent Alarm Package	16
Genie Material Lift Accessories	
Platform Cradle Package	17
20 lb (9 kg) CO ₂ tank	17
Aluminum Ladder	17
Captive Stabilizer	17
Flat Forks	17
Boom Option (GL™)	18
Standard Forks	18
Adjustable Forks	18
Boom Option (SLA™ & SLC™)	18
Load Platform	18
Fork Extensions	18
Notes	19

Contact Our Parts Department

Phone: (877) 367-5606
 Fax: (888) 274-6192
 Email: AWP.PartsSalesPO@terex.com

Increase Your Productivity

A variety of accessories are available to help maximize safe productivity while operating Genie® equipment. It pays to understand what's available so you can set yourself apart. In fact, you count on a selection of practical, adaptable accessories because they are critical – sometimes required – on certain jobsites. Consider what Genie has to offer.



**Lift Tools™ Material Carrier*

Genie® Boom Lift Accessories

Our commitment doesn't end when you purchase a boom. We offer accessories that add to the quality you receive when you choose Genie.



Tech Pro™ Link

Allows users to monitor a machine's gauges, including engine temperature, oil pressure, fuel levels and battery voltage, calibrate the machine, make speed adjustments during pre-operation inspection, get service alerts and reminders, track maintenance intervals, receive fault code information and so much more – all from the palm of your technician's hand.

Available on:

Compatible for use with the CAN-enabled control systems on mid-sized Genie S® telescopic Xtra Capacity™ (XC™) booms

Part number:

- 1276686GT



Auxiliary Rail

The auxiliary top rail platform accessory is an additional railing system that can be quickly and easily mounted on the outside of a Genie boom's standard platform rails. This railing system adds an extra measure of security for the operator when working at height.

Available on:

Genie® Articulating Boom Lifts:

Z®-30/20N, Z-34/22 DC&IC, Z-40/23N, Z-45/25 DC&RT, Z-45 XC™, Z-60/37 DC & FE, Z-62/40, Z-80/60, ZX™-135/70

Genie Telescopic Boom Lifts:

S®-40/45 XC, S-60/65 XC, S-80/85 XC, SX™-105 XC, SX-125 XC, SX-135 XC

Part numbers:

- 122278GT - 6 ft (1.8 m) platform w/ swing gate
- 122279GT - 8 ft (2.4 m) platform w/ swing gate

 = Factory Installed

 = Aftermarket



Lift Tools™ Panel Cradle

For use lifting drywall, glass panes, plywood and other material that comes in panels up to 250 lb (113.4 kg). The panel cradle allows operators to place materials outside of the platform for access at height. Includes the cradle, two foam cushions and load retaining strap. The combined weight of attachment, panels, occupants and tools must not exceed the platform rated capacity.

Available on:

Genie® Articulating Boom Lifts: Z®-45 DC/BE (to serial number Z4525F-62000), Z-45 XC™, Z-60, Z-62, Z-80, ZX-135

Genie Telescopic Boom Lifts: S®-60/65 XC, S-60X, S-60/65 TraX, S-80/85 XC, S-80 X, SX-105 XC, SX-125 XC, SX-135 XC

Part number:

- 1298841GT

** Not compatible with the old style bolt on platform toeboards, for platforms with the bolt on toeboard and for most platforms manufactured before 2016, use P/N 77683GT*



Pipe Cradle

This accessory reduces the risk of fatigue by providing a secure way to lift pipes when working from an S- or Z- boom lift. Genie pipe cradles deliver stability and rigidity with a robust design which transfers the load away from the guard rails and onto the platform deck. The pipe cradle assembly mounts easily to the platform guardrails with U-bolts and rests on the floor of the platform when installed.

Available on:

Genie Articulating Boom Lifts: Z-45 XC, , Z-60/37 DC & FE, Z-62/40, Z-80/60, ZX-135/70

Genie Telescopic Booms: S-40/45 XC, S-60/65 XC, S-80/85 XC, SX-105 XC, SX-125 XC, SX-135 XC, SX-150, SX-180

Part number:

- 85300GT - available on all S and Z boom lifts

= Factory Installed

= Aftermarket

LIFT GUARD™

As Genie® protective solutions continue to evolve, Genie Lift Guard™ products are a generation of accessories that can, in some circumstances, provide additional operator protection while working at height. Genie Lift Guard secondary guarding accessories are simple to use, and when used in conjunction with operator training required by industry standards worldwide, can enhance safe work practices on aerial jobsites.



Contact Alarm

Engineered as an electronic secondary guarding system, the Genie® Lift Guard™ Contact Alarm System is designed to stop boom functions and alert ground personnel when an operator makes contact with the activation cable. This new feature is configured as a standard accessory on new Genie Z® (articulated) and S® (telescopic) boom lifts, and it is retrofit able on booms dating back to 2006.

Now standard on:
All S® and Z® booms

Part numbers:

- **1279134GT** - 6 ft (1.8 m) - 8 ft (2.4 m) platform ALC1000
- **1279135GT** - 6 ft (1.8 m) - 8 ft (2.4 m) platform NON-ALC1000

**Most models are backwards compatible. Please check your parts manual.*



Fall Arrest Bar

The Genie Fall Arrest Bar has a sliding track, which is designed to allow the operator to be anchored with a fall arrest lanyard while providing them the ability to move freely on an adjacent structure while outside of the platform. Attaches quickly and easily for fast setup and removal. Track assembly de-rates the maximum platform capacity by 50 lb (22.68 kg).

Available on:

6-ft (1.8 m) or 8-ft (2.4 m) platforms (cannot be used with Panel Cradle)

Part numbers:

- **1256377GT** - 8 ft (2.4 m) Word decal
- **1256378GT** - 6 ft (1.8 m) Word decal
- **1261018GT** - 8 ft (2.4 m) French decal
- **1261019GT** - 6 ft (1.8 m) French decal



Operator Protective Structure (OPS)

Bolting directly to the platform, this secondary guarding device helps provide additional protection to the operator from overhead obstacles on a work site. The Genie OPS is made of high strength tubular steel and allows for excellent visibility and work range.

Available on 6-ft (1.8 m) or 8-ft (2.4 m) platforms:

Genie Articulating Boom Lifts: Z-45 XC™

Z-45/25 DC, Z-60/37 DC & FE, Z-62/40, Z-80/60, ZX™-135/70

Genie Telescopic Boom Lifts: S-40/45

XC, S-60/65 XC, S-80/85 XC, SX-105 XC, SX-125 XC, SX-135 XC, SX-150, SX™-180

Part number:

- **219158GT**

 = Factory Installed

 = Aftermarket

LIFT [^] GUARD™ | PLATFORM MESH

Two options to choose from — full-height aluminum and half-height aluminum, these contemporary mesh accessories are engineered to help operators keep jobsite materials and tools from falling out of boom platforms working at height.



Full Mesh Platform

Covers all four sides of the platform, from the floor to the top rail, without obstructing the lanyard attachment points on the rail.

Available on 6-ft (1.8 m) or 8-ft (2.4 m) platforms:

- 1286622GT - 6 ft (1.8 m) full mesh, side gate
- 1283049GT - 8 ft (2.4 m) full mesh, side gate
- 1290895GT - 6 ft (1.8 m) full mesh, front gate
- 1290896GT - 8 ft (2.4 m) full mesh, front gate



Half Mesh Platform

A full toe board and half mesh guard to help keep materials and tools from falling out. A swing gate allows operators to enter and exit the platform without having to duck under a sliding midrail. This can make a big difference especially with tools or materials in hand.

Available 6-ft (1.8 m) or 8-ft (2.4 m) boom platforms:

- 1275282GT - 6 ft (1.8 m) half mesh, side gate
- 1275281GT - 8 ft (2.4 m) half mesh, side gate
- 1290893GT - 6 ft (1.8 m) half mesh, front gate
- 1290894GT - 8 ft (2.4 m) half mesh, front gate

 = Factory Installed

 = Aftermarket



Tool Tray

Designed to help eliminate clutter and potential tripping hazards by providing operators and workers with a convenient place to store their tools, fasteners and small materials in the platform.

Part number:

- 1275089GT



Platform Control Box Cover

This accessory helps prevent loose debris from getting into the control box by closing ovetop of the machine's platform controls.

Available on:

Genie Articulating Booms: Z[®]-30/20, Z-34/22, Z-40/23, Z-45/25, Z-45 XC™, Z-60/37 DC & FE, Z-62/40, Z-80/60, ZX™-135/70

Genie Telescopic Boom Lifts: S[®]-40/45 XC, S-60 XC, S-65 XC, S-80 XC, S-85 XC, SX™-135 XC

Part number:

- 102854GT

**Standard feature on the SX-105 XC and SX-125 XC.*



Aircraft Protection Package

To protect an aircraft or other sensitive work surfaces from damage, this package allows the boom platform to get up close with its foam-padded auxiliary rails, located top and sides, plus padded proximity-sensing rail underneath. If this rail makes surface contact, all motion functions stop.

Available on the following booms with select platforms*:

Genie Articulating Boom Lifts: Z-30/20N (non-RJ model), Z-34/22N & IC, Z-45/25 DC, BE & RT, Z-45 XC, Z-60/37 DC & FE, Z-62/40, Z-80/60

Genie Telescopic Boom Lifts: S-40/45 XC, S-65 XC, S-85 XC, SX-105 XC, SX-125 XC, SX-135 XC

** Platform size limitations based on model*

= Factory Installed

= Aftermarket

LIFT[^]TOOLS™

Genie® Lift Tools™ accessories are productivity tools designed to make operators more efficient when working at height. These accessories also promote best practices for safe use and increased performance while operating Genie booms.



Expo Installer

An indoor-use only aftermarket accessory that allows for precise, easy placement of signs, banners and hanging decor. This accessory is designed to make operators more efficient when working at height.

Available on 6-ft (1.8 m) or 8-ft (2.4 m) platforms:

Genie® Articulating Boom Lifts: Z[®]-45/25J, Z-45/25J RT, Z-45/25 RT, Z-45 XC™, Z-51/30J RT, Z-60/37 DC & FE, Z-62/40

Genie Telescopic Boom Lifts: S[®]-40/45 XC, S-60/65 XC

Part numbers:

- 1285719GT - 6-ft (1.8 m) KIT ANSI/CSA, Word Decals
- 1290034GT - 6-ft (1.8 m) KIT CSA, French Decals
- 1288801GT - 8-ft (2.4 m) KIT ANSI/CSA, Word Decals
- 1290036GT - 8-ft (2.4 m) KIT CSA, French Decals



Access Deck - Booms

Provides operators with an approved secondary surface to work from, elevating them 22 in (0.56 m) above the platform floor. Attached to the platform midrail, this additional access enables operators to get into restricted spaces to increase productivity.

Available on:

Most S and Z boom lifts with 6-ft and 8-ft platforms

Kit number:

- 1293700GT - 6-ft platform
- 1291798GT - 8-ft platform

 = Factory Installed

 = Aftermarket

Genie® Scissor Lift Accessories

Customize your scissor lift for specific jobsite needs.



Lift Tools™ Material Carrier

Ideal for use in applications that require lifting materials to height, such as tilt-up construction, post-frame building construction, fire suppression installation, HVAC installation, rooftop contracting and facility maintenance. This accessory is suitable for a multitude of material types, including lumber, pipe, HVAC materials, siding and plate material.

Available on:

GS™-2669 DC, GS-2669 RT, GS-3369 DC, GS-3369 RT, GS-4069 DC, GS-4069 RT, GS-3390, GS-4390, GS-5390

Kit number:

- **1288239GT**



Lift Tools Access Deck – Scissor Lifts

Provides operators with a secondary work surface to elevate them above the platform floor for a productive solution to access hard-to-reach areas. This additional deck has a 225-lb (102 kg) capacity, and installs to the inside of the extension deck guardrails on Genie® GS™-1930 scissor lift platforms. It is designed with a collapsible guardrail to ensure uninhibited maneuverability for operators using this new accessory.

Available on:

Genie GS-1930 scissor lift platforms, additional model compatibility in the future

Kit number:

- **1291517GT**

 = Factory Installed

 = Aftermarket



Lift Guard™ Contact Alarm

An electronic secondary guarding solution designed to activate when an obstruction makes contact with an activation whisker mounted to the lift's platform guardrails, alerting operators, occupants and ground personnel to a potential hazard. The Genie Lift Guard Contact Alarm option for slab scissors will include two activation whiskers — one mounted on the front of the platform and one mounted on the rear.

Part numbers:

- **1288736GT KIT** - GS-1530
- **1288737GT KIT** - GS-1930
- **1288738GT KIT** - GS-2032
- **1289293GT KIT** - GS-2632
- **1289294GT KIT** - GS-3232
- **1289420GT KIT** - GS-2046
- **1289421GT KIT** - GS-2646
- **1289422GT KIT** - GS-3246
- **1289295GT KIT** - GS-4047

 = Factory Installed

 = Aftermarket

Genie® Telehandler Accessories

Get more and do more without having to buy additional machinery. Just add one, two or more of the available accessories for your Genie® telehandler to get more productivity from a single unit. Accessories add job flexibility and improve efficiency.



Fire Extinguisher

An extra safety feature available for your Genie Telehandler

Available on:

**GTH™-5519, GTH-636, GTH-844,
GTH-1056, GTH-1256 and GTH-1544**

Part numbers:

- 123563GT



Flashing Beacon

These orange flashing lights mounted to the top of the telehandler's cab, warn workers when the telehandler is in motion or operation.

Available on:

**GTH-5519, GTH-636, GTH-844,
GTH-1056, GTH-1256 and GTH-1544**

Part number:

- 58.1701.4047GT



Rear Proximity Alarm

This accessory uses sensors to identify any potential obstacles within close radius to the back of the machine and alerts the operator via visual and audio warnings.

Available on:

**GTH-5519, GTH-636, GTH-844,
GTH-1056, GTH-1256 and GTH-1544**

Part numbers:

- 1257987GT - Sensor
- 1257988GT - Display
- 1275497GT - Kit

 = Factory Installed

 = Aftermarket



Oil Pan Heater

For use in cold weather conditions, the Oil Pan Heater aids in machine start up by keeping the engine oil warmed while the machine is not in use.

Available on:

GTH™-5519

Part numbers:

- **123518GT** - Deutz/Perkins
- **128274GT** - Deutz, 120V, 150W



Engine Block Heater

For use in cold weather conditions the Engine Block Heater aids in machine start up by heating the engine coolant while the machine is not in use.

Available on:

**GTH-636, GTH-844, GTH-1056,
GTH-1256 and GTH-1544**



Hydraulic Quick-Attach Coupler

With hydraulically activated retention pins, the Hydraulic Quick-Attach Coupler allows the operator to fully couple or de-couple an attachment from inside the cab without needing to manually remove or install the lower retention pin.

Available on:

GTH-5519, GTH-1256 and GTH-1544

 = Factory Installed

 = Aftermarket



Road Lights

Road lights include turn indicators and headlights, one reverse light and two rear lights for stop, turn and tail light functions.

Available on:

**GTH™-5519, GTH-636, GTH-844,
GTH-1056, GTH-1256
and GTH-1544**

Part numbers:

- 1264489GT KIT - GTH-636
- 215416GT KIT - GTH-1056
- 215637GT KIT - GTH-844



Work Lights

Increase productivity in low-light conditions with an optional work light, which functions as a headlight and a rear cab-mounted work light for visibility when maneuvering the machine into place.

Available on:

**GTH-5519, GTH-636, GTH-844,
GTH-1056, GTH-1256
and GTH-1544**

Part numbers:

- 108332GT
- 121801GT



GTH™ Backup Camera

This kit includes a rear-facing camera and a screen monitor that mounts inside the cab. The camera integrates with the Rear Proximity Alarm to provide an on-screen overlay if an object is detected in the radar field. This option is currently only available on new production machines.

Available on:

GTH-636, GTH-844 and GTH-1056

 = Factory Installed

 = Aftermarket

Genie® Aerial Work Platform Accessories

Genie® aerial work platforms are easy to use and cost effective, making them the first choice for a wide range of applications. Each model offers a variety of accessories to customize your machine.



Fluorescent Tube Caddy

A convenient way to store multiple fluorescent lights in one location

Available on:

- AWP™-20S, AWP-25S, AWP-30S, AWP-36S, AWP-40S,
- AWP-20S DC, AWP-25S DC, AWP-30S DC, IWP™-20S,
- IWP-25S, IWP-30S, GR™-12, GR-15, GR-20, GRC™-12

Part number:

- 38226GT

* Not available with EE Certification
** Not available on fiberglass platform



Dual Bike Hooks

A convenient way to lift bicycles up to or down from high displays or warehouse shelving- no need for the operator to lift, maneuver or hold the bicycle in the platform.

Available on:

QS™ Models

Part numbers:

- 145310GT - Symbol Decals
- 145309GT - Word Decals

*Not available with rear parcel tray

= Factory Installed
 = Aftermarket



Lift Guard™ Contact Alarm

An electronic secondary guarding solution designed to activate when an obstruction makes contact with an activation whisker mounted to the platform guardrails, alerting operators, occupants and ground personnel to a potential hazard.

Available on **All GR™ and GRC™ vertical mast lifts**

Part numbers:

- 1293889GT GR-12
- 1294049GT GR-15
- 1294051GT GR-20
- 1294052GT GRC



Outreach Package

Provides over 2 ft (61 cm) of additional horizontal reach. Ideal for maneuvering up and over shelves, machinery and equipment

Available on **Genie® IWP™-20S only**

Part number:

- 124868GT



Super Straddle

Provides up to 4 ft (1.22 m) of vertical clearance over fixed obstacles.

Available on:

AWP™-20S, AWP-25S, AWP-30S, AWP-36S, AWP-40S

Part numbers:

- 62938GT - Genie Super Straddle

** Not available with air motor option*



Operational Warning Light and Descent Alarm Package

The flashing light alerts operators when the machine is descending

Available on:

AWP-20S, AWP-25S, AWP-30S, AWP-36S, AWP-40S, AWP-20S DC, AWP-25S DC, AWP-30S DC, IWP-20S, IWP-25S, IWP-30S

Genie® Material Lift Accessories

These versatile lifts offer a large selection of accessories providing the opportunity to create just the lift you need.



Platform Cradle Package

Available as an accessory to handle oddly-shaped items

Available on: **GH™ 3.8 and GH 5.6**

Part number: **20200GT**



20 lb (9 kg) CO₂ tank

The one size fits all bottle mounting bracket accepts any common CO₂ bottle size. This extra 20 lb (9 kg) CO₂ tank is available as an accessory.

Available on: **GH 3.8 and GH 5.6**

Part number: **2176GT**



Aluminum Ladder

Attaching the sturdy aluminum ladder accessory makes your Genie lift a combination lift truck and stepladder for increased access to lifting and installation tasks

Available on:

Standard and Straddle based models of GL™-4, GL-8, GL-10, GL-12

Part number: **37172GT**




Captive Stabilizer

With patented “locking system” provides additional lateral support for heavy loads.

Available on:

SLA™-5, SLA-10, SLA-15, SLA-20, SLA-25, SLC™-12 (standard on SLC-18 and SLC-24)

Part number: **37481GT - SLA set**



Flat Forks

Widen from 16 to 31 in (41 to 79 cm) to provide proper support, allow you to easily lift your load off of flat surfaces.

Available on:

SLA-5, SLA-10, SLA-15

Part number: **32566-SGT**



Boom Option - GL™

Capable of lifting up to 500 lb (227 kg) at 14 in (36 cm) and up to 300 lb (136 kg) at 20 in (51 cm) of reach.

Available on:

GL-4, GL-8, GL-10, GL-12

Part number:

- 37086GT - Kit
- 5143GT - Hook



Standard Forks

Accommodate various loads for versatile lifting. Get an additional 21 in (53 cm) of lift by turning over and re-pinning the forks

Available on:

Standard on all GL™, SLA™ and SLC™

Part number:

- 35293-SGT - GL
- 32906GT - SLA series kit
- 33984 - SLC series kit



Adjustable Forks

Widen from 11.5 to 30 in (28 to 76 cm) to accommodate diverse loads.

Available on:

SLA-5, SLA-10, SLA-15, SLA-20, SLA-25, SLC-12, SLC-18, SLC-24

Part number:

- 107161GT - SLA series kit
- 33543-SGT - SLC series kit



Boom Option - SLA™ & SLC™

Transforms your lift into a mobile, vertical crane or hoist to position tooling fixtures, circuit breakers, engines and more.

Available on:

SLA-5, SLA-10, SLA-15, SLA-20, SLA-25, SLC-12, SLC-18, SLC-24

Part number: 32567-SGT - KIT



Load Platform

Fits over the forks to handle odd-sized or heavy objects- no tools required for installation. Can also be used as a portable work table.

Available on:

GL-4, GL-8, GL-10, GL-12, SLA-5, SLA-10, SLA-15, SLA-20, SLA-25, SLC-12, SLC-18, SLC-24, ST-20, ST-25

Part numbers:

- 37245GT - GL
- 32937GT - SLA
- 35021GT - SLC



Fork Extensions

Insert onto standard forks for an additional 25 in (64 cm) of length

Available on: **All SLA and SLC**

Part number: 58158GT

Worldwide Manufacturing And Distribution

Australia · Brazil · Caribbean · Central America · China · France · Germany · Italy · Japan · Korea · Mexico
Southeast Asia · Spain · Sweden · United Arab Emirates · United Kingdom · United States

Toll Free in USA/Canada **+1 (800) 536-1800** · Telephone **+1 (425) 881-1800** · Fax +1 (425) 883-3475

6464 185th Ave. NE, Redmond, WA 98052

Effective Date: July, 2020. Product specifications and prices are subject to change without notice or obligation. The photographs and/or drawings in this document are for illustrative purposes only. Refer to the appropriate Operator's Manual for instructions on the proper use of this equipment. Failure to follow the appropriate Operator's Manual when using our equipment or to otherwise act irresponsibly may result in serious injury or death. The only warranty applicable to our equipment is the standard written warranty applicable to the particular product and sale and we make no other warranty, express or implied. Terex, Genie, Taking You Higher and other marks are trademarks of Terex Corporation or its subsidiaries. © 2020 Terex Aerial Work Platforms.



TAKING
YOU **HIGHER**®

LEARN MORE AT [GENIELIFT.COM](https://www.genielift.com)